

Stokes County

LOCAL FARMS AND FOOD PROFILE

DATA FROM 2017 & 2012 USDA CENSUS. MORE INFO AT GO.NCSU.EDU/AGCENSUS

92,904
ACRES
OF
FARMS

UP
1%
FROM
2012

109
ACRES
AVERAGE
SIZE
OF FARM

UP
10%
FROM
2012

350
ANIMAL
FARMS

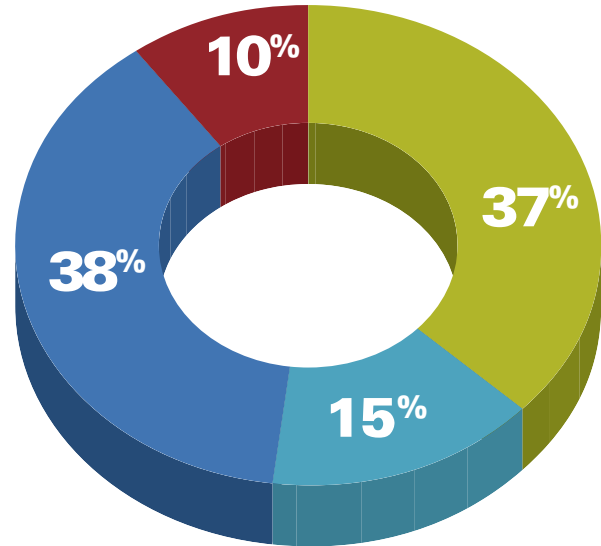
DOWN
3%
FROM
2012

UP
35%
FROM
2012

\$42,422,000
TOTAL AG PRODUCTS SOLD

856 FARMS


DOWN
8%
FROM
2012



FARMLAND COMPONENTS

CROPLAND
WOODLAND
PASTURELAND
OTHER


\$30,002,000
VALUE OF ANIMAL PRODUCTS



UP
50%
FROM
2012

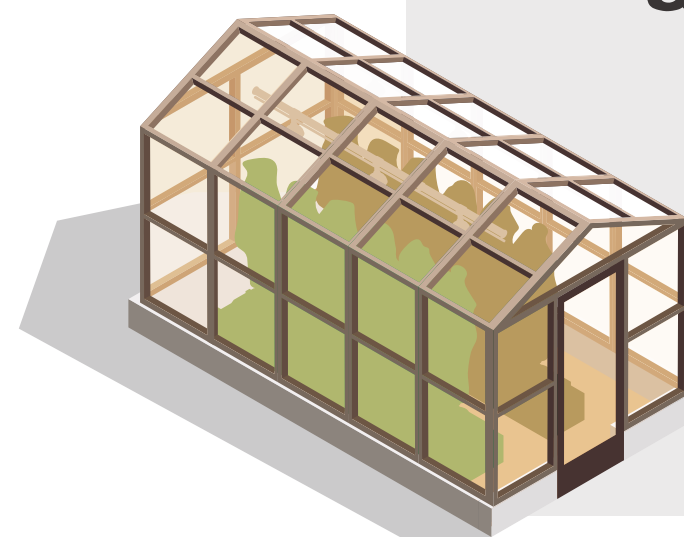
29
SOD, GREENHOUSE,
NURSERY, FLORICULTURE
FARMS

UP
32%
FROM
2012



\$1,227,000
VALUE OF SOD, GREENHOUSE,
NURSERY, FLORICULTURE
PRODUCTS

DOWN
16%
FROM
2012



492
TOTAL CROP FARMS,
INCLUDING NURSERY
& GREENHOUSE

DOWN
2%
FROM
2012

\$12,420,000
VALUE OF CROP
INCLUDING NURSERY
& GREENHOUSE

UP
9%
FROM
2012

74 FARMS THAT SELL
DIRECT TO CONSUMER

DOWN
15%
FROM
2012




\$472,000
DIRECT TO
CONSUMER SALES

UP
97%
FROM
2012

83
GRAIN, OILSEED, BEAN,
PEA FARMS

DOWN
36%
FROM
2012



\$2,419,000
VALUE OF GRAIN, OILSEED,
BEAN, PEA PRODUCTS

UP
14%
FROM
2012

6 FARMS WITH
INTERMEDIATED SALES

\$11,000
VALUE OF INTERMEDIATED
SALES



*2012 data not collected by US AG Census

UP
42%
FROM
2012

51
FRUIT, NUT &
BERRY FARMS

\$485,000
VALUE OF
FRUIT, NUT &
BERRY

UP
92%
FROM
2012

67
VEGETABLE,
MELON, &
POTATO
FARMS

UP
22%
FROM
2012

\$496,000
VALUE OF
VEGETABLE,
MELON &
POTATO

DOWN
48%
FROM
2012

\$348,000
AGRITOURISM
REVENUE

UP
3380%
FROM
2012



DOWN
9%
FROM
2012

10
AGRITOURISM
FARMS

511
FEMALE
PRODUCERS



883
MALE
PRODUCERS



369
NEW & BEGINNING FARMERS



121
PRODUCERS
WITH
MILITARY
SERVICE



60.3
PRINCIPAL
PRODUCER
AVERAGE AGE



NC FarmLink



NC Local Food

Agriculture as Economic Development



North Carolina's agricultural industry, including food, fiber and forestry, contributes \$91.9 billion to the state's economy, accounts for more than 17 percent of the state's income, and employs 17 percent of the workforce. *

North Carolina is one of the most diversified agriculture states in the nation. The state's 46,418 farmers grow over 80 different commodities, utilizing 8.4 million of the state's 31 million acres to furnish consumers a dependable and affordable supply of food and fiber. The state ranks eighth nationally in Total Market Value of Agricultural Products Sold. Net income per farm in the state is over \$86,645.

This Local Food and Farms infographic is designed for economic developers, planners, local food advocates, and community members to understand the impact of their county and region to the overall NC agricultural economic impact. The economic indicators provided here can help local governments as they design ways to support agricultural businesses as key components of vibrant and resilient, local and rural economies. Each region in North Carolina presents a unique set of opportunities for sustainable economic growth and entrepreneurship.

Consider one example: When school systems purchase food from local farmers, students benefit from access to healthy fresh produce, farmers benefit from sales into local schools, and the community benefits because these local sales are spent at other local businesses. This type of local business opportunity keeps farms in production, maintaining North Carolina's agricultural asset base both in terms of land and farming know-how. And it keeps dollars spent on food circulating among other local businesses.

.....

As decision makers consider policies, programs and practices to support the agriculture sector there are numerous examples and supporting reports providing guidance:

NCSU / Center for Environmental Farming Systems / NC State Extension Local Food

Local Government Guide to Developing Local Food Economies

<https://cefs.ncsu.edu/food-system-initiatives/local-food-economies/local-government-guide-to-food-economies/>

Food System Initiatives (includes NC case studies)

<https://cefs.ncsu.edu/food-system-initiatives/local-food-economies/>

The NC 10% Campaign Initiative

<https://www.nc10percent.com/>

NC Local Food

<https://localfood.ces.ncsu.edu/>

<https://localfood.ces.ncsu.edu/food-system-supply-chain/>

USDA

The Economics of Local Food Systems: A Toolkit to Guide Community Discussions, Assessments, and Choices

<https://www.ams.usda.gov/sites/default/files/media/Toolkit%20Designed%20FINAL%203-22-16.pdf>

For up to date information on this project go to

go.ncsu.edu/agcensus

This material is based upon work supported by NC State Extension [Local Foods Program](#), NC State Extension [FarmLink](#), and the [EmPOWERing Mountain Food Systems Project](#) of the Center for Environmental Farming Systems.

